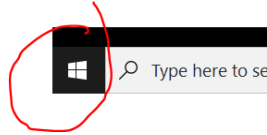
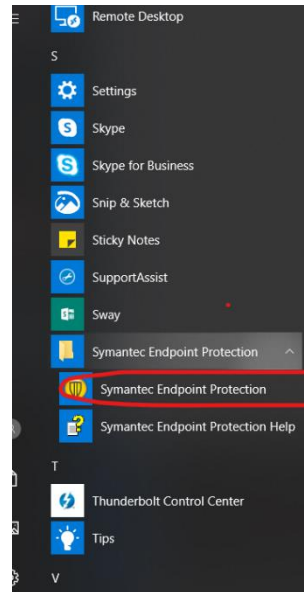


Steps to check and upgrade Symantec End Point Protection (virus protection) on your computer:

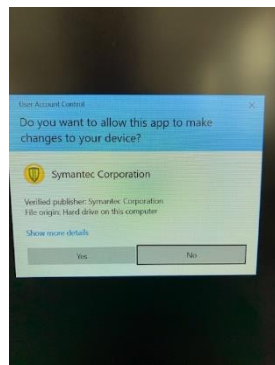
1. Click the start Button



2. Scroll Down to find Symantec Endpoint Protection



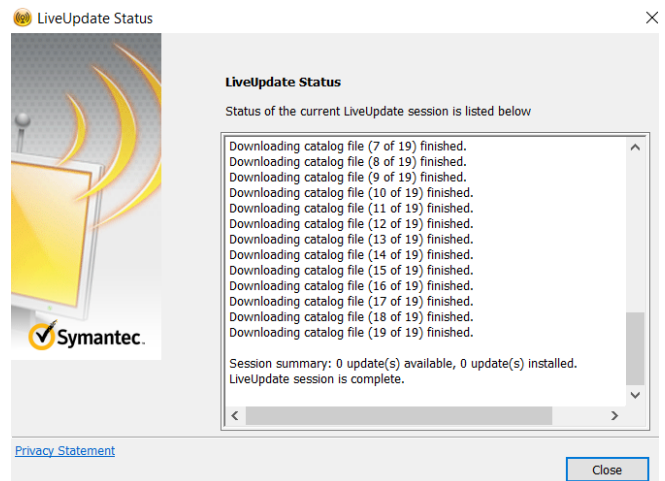
3. Click yes



4. Check the followings:
 - Your Computer is Protected
 - The date on Virus and Spyware Protection is **Friday Aril 17, 2020**
 - The date on the Network and Host Exploit Mitigation is **Friday April 17, 2020**
 - The date on the Threat Protection is April 9 or newer (update available once a week)
 - If the above dates are not current, click **LiveUpdate**



5. Symantec will update the software automatically
 - Once complete, it may require for restart if not close
 - Now your computer is protected with the latest version



If you need help, please call IT Department at please call (909) 218-8111.